

# ST22

## PÉRGOLA

### PERGOLA

Sistema de toldo plano de perfil estructural de 115x115 mm con múltiples opciones de configuración.

Flat awning system with a structural profile of 115x115 mm with multiple configuration options.



# ST22 PÉRGOLA

PERGOLA



Norma Standard  
UNE-EN 13561:2015



## CARACTERÍSTICAS TÉCNICAS

Technical characteristics

### CARACTERÍSTICAS

Features

- ▶ Sistema de toldo plano basado en perfil estructural 115x115 mm y ensamblaje mediante componentes estructurales de aluminio. Flat awning system based on 115x115 mm structural profile and assembly via aluminium structural components.
- ▶ Posibilidad de cubrir grandes superficies. Option of covering large areas.
- ▶ Tornillería y sistemas de cuelgue ocultos. Hidden screws and hanging systems.
- ▶ Compatible con el toldo ST. 10 Screen Zip. Option of covering large areas.

### DIMENSIONES MÁXIMAS

Measurements

	Máxima Maximum	Mínima Minimum
↘ Salida Projection	6.000 mm	1.500 mm
↔ Línea Width	5.000 mm	1.500 mm
↑ Alto Height	3.000 mm	800 mm

Algunos productos complementarios, como el ST. 10 Screen Zip, tienen diferentes limitaciones de tamaño. Consulte las medidas.

Some accessories, such as the ST. 10 Screen Zip, have different size restrictions. Please check the measurements.

### INSTALACIONES HABITUALES

Standard installations



Terrazas  
Terraces



Horeca  
Hospitality



Grandes espacios  
Large spaces

### ACCIONAMIENTOS

Actuators

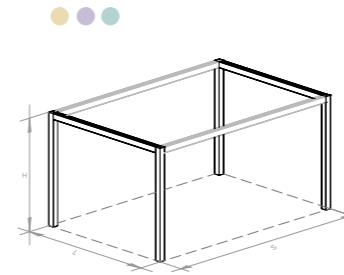


Manual  
Manual

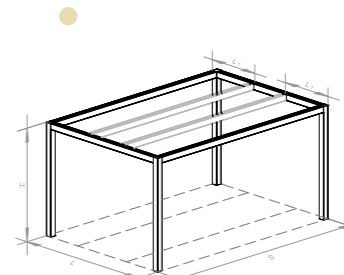
## OPCIONES DE CONFIGURACIÓN

Configuration options

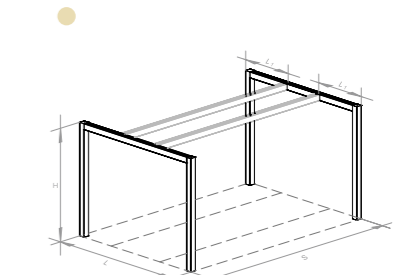
### ■ MODELO 1 Model 1



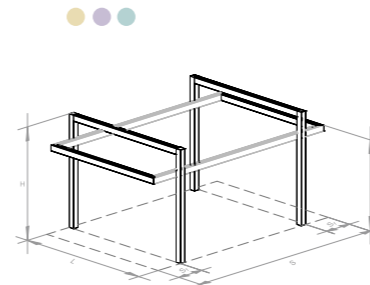
### ■ MODELO 2 Model 2



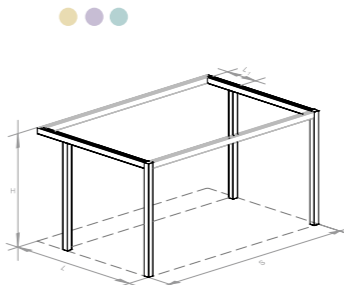
### ■ MODELO 3 Model 3



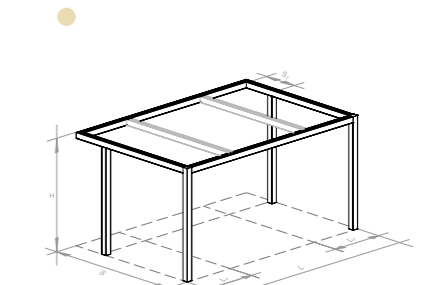
### ■ MODELO 4 Model 4



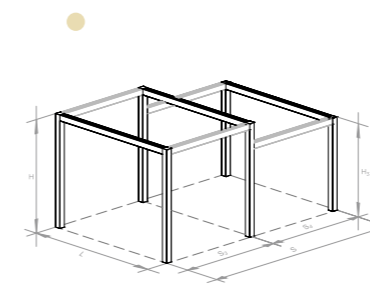
### ■ MODELO 5 Model 5



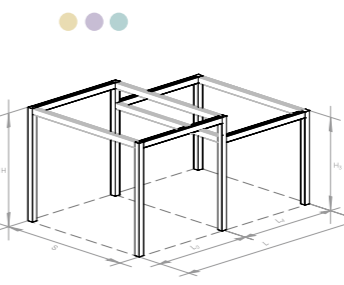
### ■ MODELO 6 Model 6



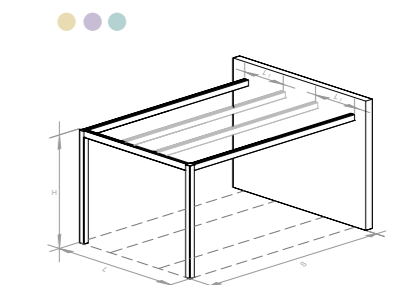
### ■ MODELO 7 Model 7



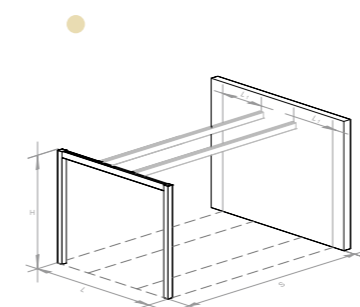
### ■ MODELO 8 Model 8



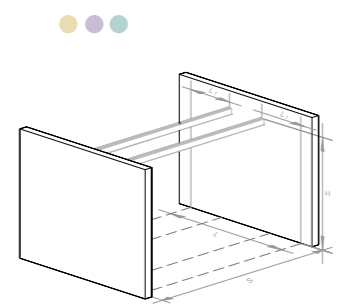
### ■ MODELO 9 Model 9



### ■ MODELO 10 Model 10




### ■ MODELO 11 Model 11




### LAMAS FIJAS


Fixed Slats



Lama recta Straight slat

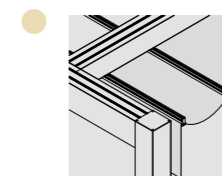


Lama curva Curved slat

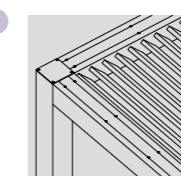


Lama "Z" plana Flat 'Z' slat

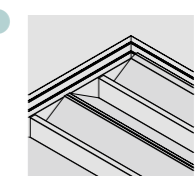
### VARIANTES Variants



PALILLERÍA DOBLE O SIMPLE  
Double or single  
louvers



LAMAS FIJAS  
Fixed slats



LONA TRENZADA  
Braided fabric